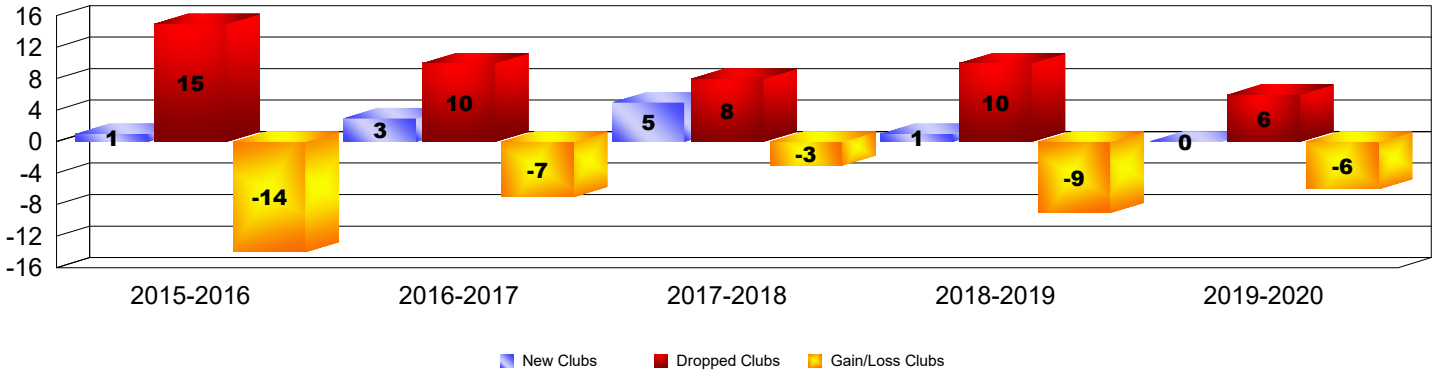


# Multiple District 26

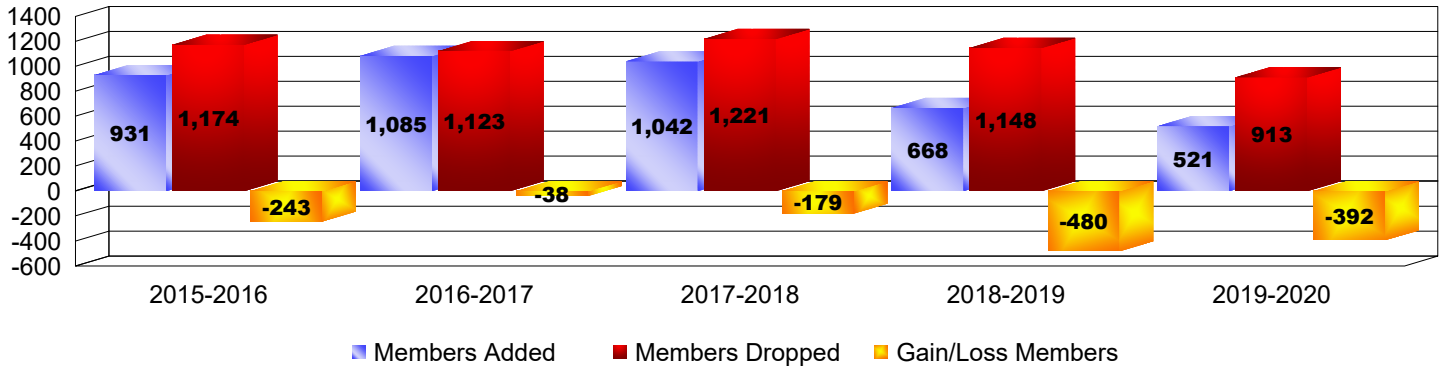
As of June 2020 Cumulative

Year	New Clubs	Dropped Clubs	Gain/Loss Clubs	New Members	Charter Members	Reinstate Members	Transfer Members	Total Member Added	Total Members Dropped	Gain/Loss Members
2015-2016	1	15	-14	805	30	37	59	931	1,174	-243
2016-2017	3	10	-7	881	99	42	63	1,085	1,123	-38
2017-2018	5	8	-3	785	141	46	70	1,042	1,221	-179
2018-2019	1	10	-9	546	33	56	33	668	1,148	-480
2019-2020	0	6	-6	462	1	29	29	521	913	-392
<b>Average</b>	<b>2</b>	<b>10</b>	<b>-8</b>	<b>696</b>	<b>61</b>	<b>42</b>	<b>51</b>	<b>849</b>	<b>1,116</b>	<b>-266</b>


## Clubs



## Members



### Membership Composition June 2020 Cumulative



### Gender Comparison June 2020 Cumulative

